

**GREENERD**

HAND OPERATED ARBOR PRESSES  
CATALOG-102

## GREENERD ARBOR PRESSES

Greenerd has been the leading manufacturer of Arbor Presses since 1883. The name Greenerd and Arbor Presses have almost become one and the same over the years. Greenerd Arbor Presses have stood the test of time. They were used to assemble Ford Model "T"s, steam generators, and bearings and pulleys in the overhead shaft area. It is remarkable that our same designs used nearly 100 years ago are still in demand today for today's work such as piercing electronic printed circuits, precision computer disc bearing assemblies, automotive and aircraft maintenance and a wide range of other jobs.

## GREENERD ARBOR PRESSES ARE BUILT TO LAST

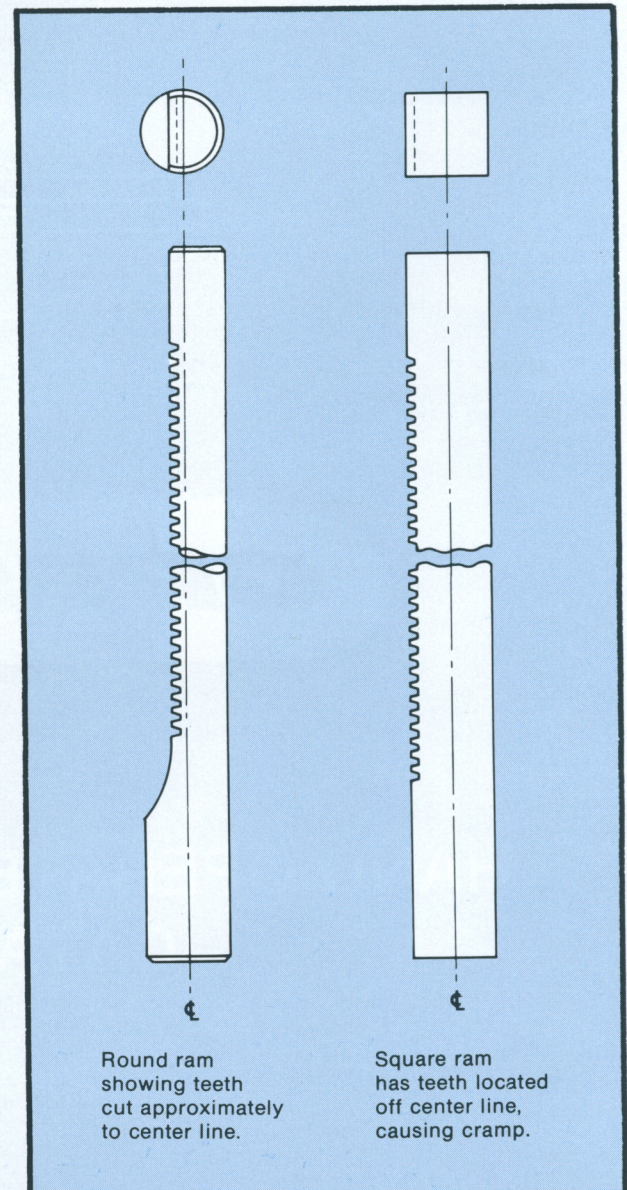

Although our designs are essentially the same, the use of modern materials and better manufacturing equipment have steadily improved the Greenerd Arbor Press year after year. The frames are made of a heavy cast iron, ribbed for added strength. The iron is carefully controlled for the right combination of stiffness, strength and machineability. The frames are accurately machined on special machine tools designed and built by Greenerd. Close tolerances are held to keep the table flat and square to the axis of ram travel. Even the underside of the frame is machined flat to facilitate mounting on a bench plate or floor stand.

The rams are round. They are made of a tough steel which we grind to close tolerances. The chart at right shows how we cut the rack teeth close to the ram centerline. This insures that the vertical force is applied close to the centerline of the ram. This prevents cramping and insures accurate ram travel and long wear. The pinion gears that drive the ram down are made from alloy steel, heat-treated (on all models above 1 ton), and ground to size. Even the slotted rotating plate on the table is carefully machined to insure flatness.

This machine tool quality construction allows Greenerd Arbor Presses to be used for the roughest and toughest of jobs as well as highly accurate broaching, punching, and assembling. Whatever your shop job is, you can be sure your Greenerd sets the standard for quality, workmanship, and time-proven dependability in Arbor Press design and performance.


All Greenerd Arbor Presses meet Federal Specifications MIL-P-80261.

Presses are painted beige.



## LEVER TYPE


The most popular and economical plain lever types are simple and convenient for general pressing work. The lever arm extension can be adjusted and set to suit specific jobs. When clamped at mid position you can use it to "spin" the ram down. When fully extended you get maximum leverage.



**Lever Types:** Models 1, 1½, 2, 3, 3A, 3B, 3C, 30, 3E.

## PILOTWHEEL TYPES


Most of the models are available with pilot wheels of various sizes. They are called pilot wheels because they resemble steam boat pilot wheels. The pilot wheels are made of heavy cast iron. They allow you to "spin" the ram down (or up). The pilot wheel handles are always in a convenient position to apply the final force.



**Pilot Wheel Types:** See individual models for Selection of sizes.

## RATCHET LEVER TYPE


The ratchet lever type, similar to a ratchet wrench, puts the lever arm in the most comfortable position for the final application of force. These models come with a handwheel on the left hand side of the pinion gear. You can position the ram on top of your work with the handwheel. A pawl and pin engages the ratchet as soon as the lever is pulled down. Full pressure can be applied on long stroke work such as in broaching a keyway. An adjustable counterweight returns the lever to the up position and holds it there.



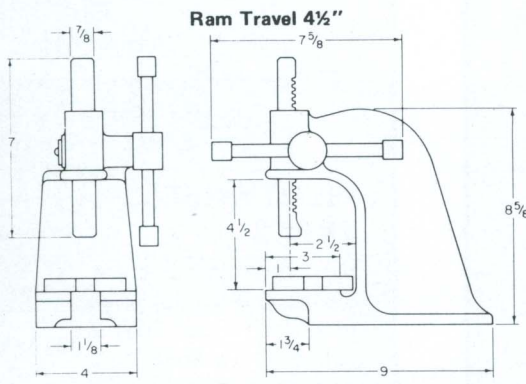
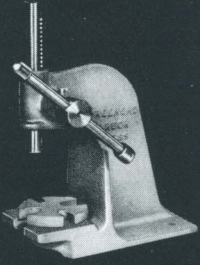
**Ratchet Lever Types:** 3½, 3¾, 4, #14 and 15.

## FLOOR STANDS

Rugged welded steel floor stands are available for all models. Normally the models 1, 1½, and No. 2 are bench mounted. Other models are often bench mounted, but notice should be taken of the weights to make sure that adequate support is provided. The floor stands come with a built-in tool shelf. Holes in the feet are provided to bolt the stand to your floor.

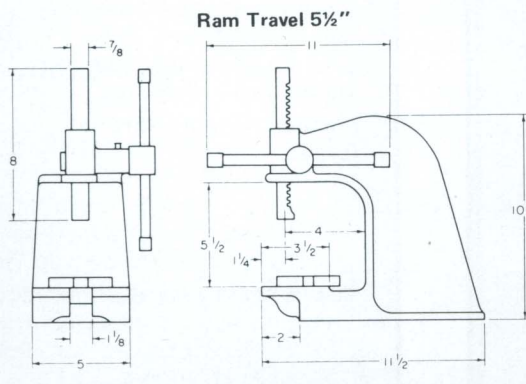
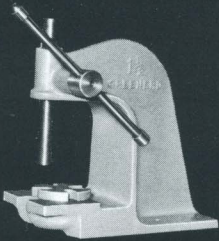


**No. 1**  
1/4 TON, BENCH



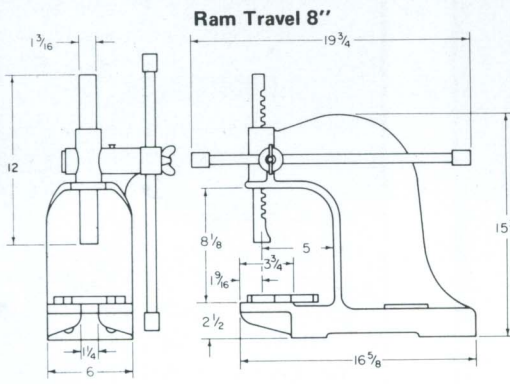

<b>PRESSURE (Tons)</b>	#1 Lever Type ..... 1/4 #1-7PW With 7" Pilot Wheel (1) ..... 1/4
<b>LEVERAGE</b>	Lever Type ..... 16:1 With 7" Pilot Wheel ..... 16:1
<b>PLATE</b> ... 3 1/4" Dia. x 1/2" Thick ... Slots 5/16, 1/2, 3/4, and 1"	
<b>SHIPPING WEIGHT (Lbs.)</b>	Lever Type ..... 16 With 7" Pilot Wheel ..... 22
<b>FLOOR STAND</b> .....	None Available

**No. 1 1/2**  
3/4 TON, BENCH



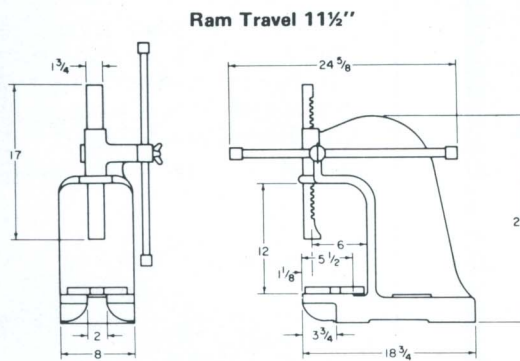

<b>PRESSURE (Tons)</b>	#1 1/2 Lever Type ..... 3/4 #1 1/2-7PW With 7" Pilot Wheel (1) ..... 1/4
<b>LEVERAGE</b>	Lever Type ..... 25:1 With 7" Pilot Wheel ..... 16:1
<b>PLATE</b> ... 3 1/4" Dia. x 1/2" Thick ... Slots 5/16, 1/2, 3/4 and 1"	
<b>SHIPPING WEIGHT (Lbs.)</b>	Lever Type ..... 29 With 7" Pilot Wheel ..... 31
<b>FLOOR STAND</b> .....	None Available

**No. 2**  
2 TON, BENCH



<b>PRESSURE (Tons)</b>	#2 Lever Type ..... 2 #2-12PW With 12" Pilot Wheel (2) ..... 1 1/2
<b>LEVERAGE</b>	Lever Type ..... 35:1 With 12" Pilot Wheel ..... 23:1
<b>PLATE</b> .. 5 1/16" Dia. x 1/2" Thick .. Slots 5/8, 1/2, 3/4, 1 and 1 1/8"	
<b>SHIPPING WEIGHT (Lbs.)</b>	Lever Type ..... 60 With 12" Pilot Wheel ..... 91
<b>FLOOR STAND</b> .....	32" Height ..... No. 2
<b>FLOOR STAND SHIPPING WEIGHT (Lbs.)</b> .....	85

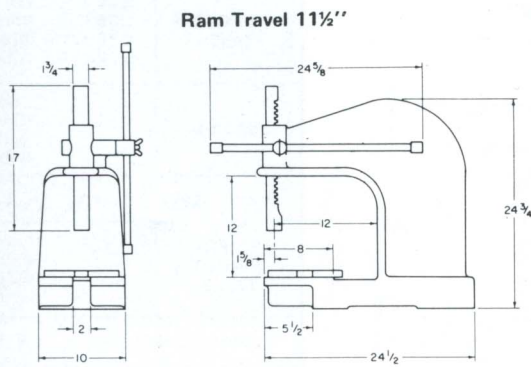

**No. 3**  
3 TON, BENCH



<b>PRESSURE (Tons)</b>	#3 Lever Type ..... 3 #3R Ratchet Type ..... 3 #3-12PW With 12" Pilot Wheel (2) ..... 1 1/2 #3-24PW With 24" Pilot Wheel (2) ..... 2 1/2
<b>LEVERAGE</b>	Lever Type ..... 45:1 Ratchet Type ..... 55:1 With 12" Pilot Wheel ..... 23:1 With 24" Pilot Wheel ..... 37:1
<b>PLATE</b> .. 6 1/2" Dia. x 5/8" Thick .. Slots 3/4, 1, 1 1/4, and 1 5/8"	
<b>SHIPPING WEIGHT (Lbs.)</b>	Lever Type ..... 147 Ratchet Type ..... 170 With 12" Pilot Wheel ..... 178 With 24" Pilot Wheel ..... 227
<b>FLOOR STAND</b> .....	32" Height ..... No. 3
<b>FLOOR STAND SHIPPING WEIGHT (Lbs.)</b> .....	85

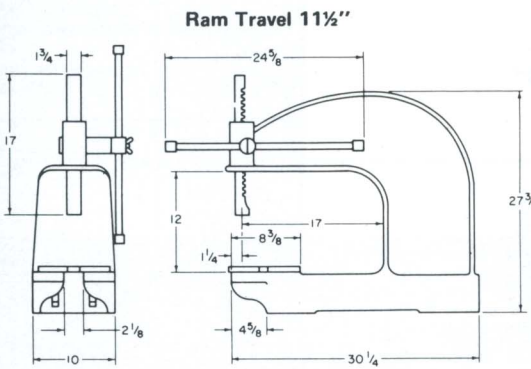

(1) Dimensions given above are rim diameters. Handles protrude past the rims as follows: 7" Pilot Wheel—3";  
(2) Dimensions given above are rim diameters. Handles protrude past the rims as follows: 7" Pilot Wheel—3"; 12" Pilot Wheel—4 1/4"; 24" Pilot Wheel—4 1/4".

**No. 3A**  
3 TON, BENCH



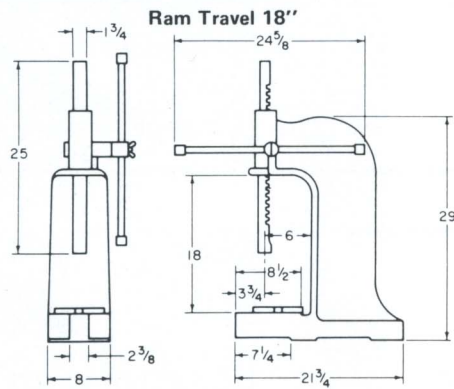
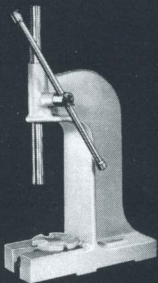
PRESSURE (Tons)	#3A Lever Type	3
	#3AR Ratchet Type	3
LEVERAGE	Lever Type	45:1
	Ratchet Type	55:1
SHIPPING WEIGHT (Lbs.)	With 12" Pilot Wheel (2)	283
	With 24" Pilot Wheel	340
PLATE .. 8 3/4" Dia. x 3/4" Thick .. Slots 3/4, 1, 1 1/4 and 1 3/4"		
FLOOR STAND ..... 32 3/4" Height ..... No. 3A		
FLOOR STAND SHIPPING WEIGHT (Lbs.) ..... 125		

**No. 3B**  
3 TON, BENCH



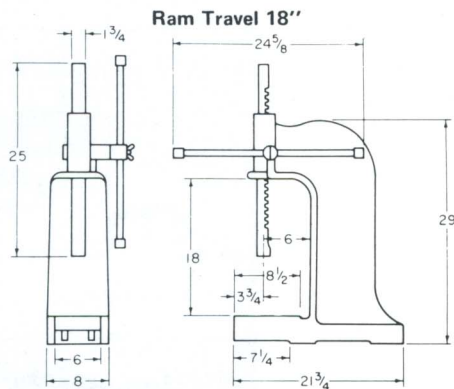
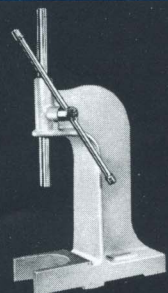
PRESSURE (Tons)	#3B Lever Type	3
	#3BR Ratchet Type	3
LEVERAGE	Lever Type	45:1
	Ratchet Type	55:1
SHIPPING WEIGHT (Lbs.)	With 12" Pilot Wheel (2)	374
	With 24" Pilot Wheel	431
PLATE .. 8 3/4" Dia. x 3/4" Thick .. Slots 3/4, 1, 1 1/4 and 1 3/4"		
FLOOR STAND ..... 32 3/4" Height ..... No. 3B		
FLOOR STAND SHIPPING WEIGHT (Lbs.) ..... 125		

**No. 3C**  
3 TON, BENCH



PRESSURE (Tons)	#3C Lever Type	3
	#3CR Ratchet Type	3
LEVERAGE	Lever Type	45:1
	Ratchet Type	55:1
SHIPPING WEIGHT (Lbs.)	With 12" Pilot Wheel (2)	209
	With 24" Pilot Wheel	266
PLATE .. 6 1/2" Dia. x 5/8" Thick .. Slots 3/4, 1, 1 1/4 and 1 5/8"		
FLOOR STAND ..... 32" Height ..... No. 3C		
FLOOR STAND SHIPPING WEIGHT (Lbs.) ..... 85		

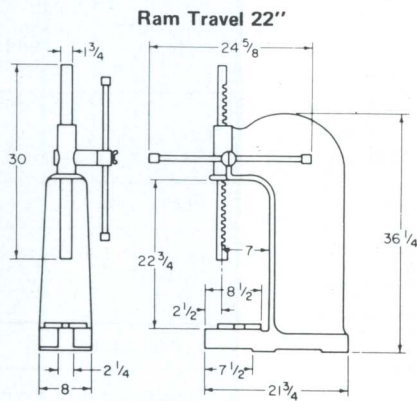

**No. 30**  
3 TON, BENCH



PRESSURE (Tons)	#30 Lever Type	3
	#30R Ratchet Type	3
LEVERAGE	Lever Type	45:1
	Ratchet Type	55:1
SHIPPING WEIGHT (Lbs.)	With 12" Pilot Wheel (2)	194
	With 24" Pilot Wheel	251
PLATE ..... (No Plate)		
FLOOR STAND ..... 32" Height ..... No. 30		
FLOOR STAND SHIPPING WEIGHT (Lbs.) ..... 85		

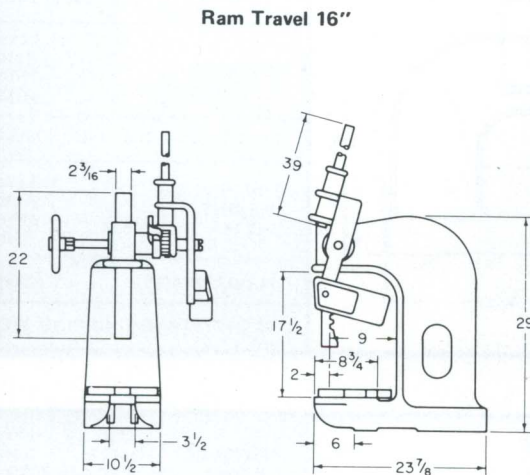
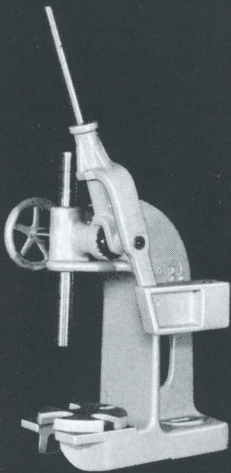
(2) Dimensions given above are rim diameters. Handles protrude past the rims as follows: 7" Pilot Wheel—3"; 12" Pilot Wheel—4 1/4"; 24" Pilot Wheel—4 1/4".

**No. 3E**  
**3 TON, BENCH**



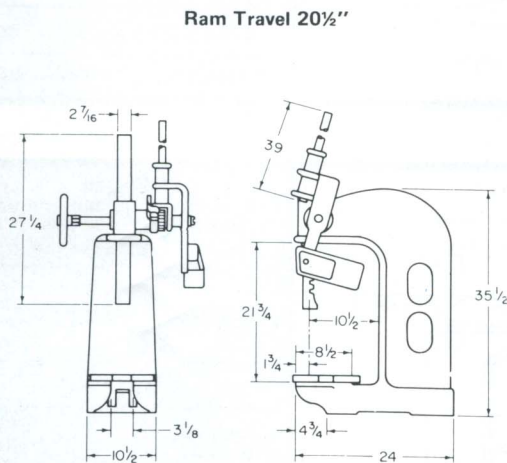
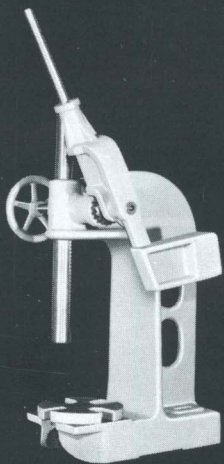
<b>PRESSURE (Tons)</b>	#3E Lever Type .....	3
	#3ER Ratchet Type .....	3
	#3E-12PW With 12" Pilot Wheel(2) .....	1 1/2
	#3E-24PW With 24" Pilot Wheel(2) .....	2 1/2
<b>LEVERAGE</b>	Lever Type .....	45:1
	Ratchet Type .....	55:1
	With 12" Pilot Wheel .....	23:1
	With 24" Pilot Wheel .....	37:1
<b>PLATE</b> .. 6 1/2" Dia. x 5/8" Thick ... Slots 3/4, 1, 1 1/4 and 1 5/8"		
<b>SHIPPING WEIGHT (Lbs.)</b>	Lever Type .....	250
	Ratchet Type .....	297
	With 12" Pilot Wheel .....	286
	With 24" Pilot Wheel .....	336
<b>FLOOR STAND</b> .. 28" Height .....		
<b>No. 3E</b>		
<b>FLOOR STAND SHIPPING WEIGHT (Lbs.)</b> .....		
117		

**No. 3 1/2**  
**5 TON, BENCH**



<b>PRESSURE (Tons)</b>	#3 1/2 Ratchet Only .....	5
	#3 1/2-24PW With 24" Pilot Wheel(3-4) (No Ratchet) .....	3
	#3 1/2-36PW With 36" Pilot Wheel(3-4) (No Ratchet) .....	4
<b>LEVERAGE</b>	With Ratchet .....	55:1
	With 24" Pilot Wheel .....	45:1
	With 36" Pilot Wheel .....	50:1
<b>PLATE</b> .. 10 3/8" Dia. x 1 1/8" Thick .. Slots 1 3/8, 2, 2 5/8 and 3"		
<b>SHIPPING WEIGHT (Lbs.)</b>	With Ratchet .....	456
	With 24" Pilot Wheel .....	466
	With 36" Pilot Wheel .....	538
<b>FLOOR STAND</b> .. 28" Height .....		
<b>No. 3 1/2</b>		
<b>FLOOR STAND SHIPPING WEIGHT (Lbs.)</b> .....		
117		


**No. 3 3/4**  
**5 TON, BENCH**



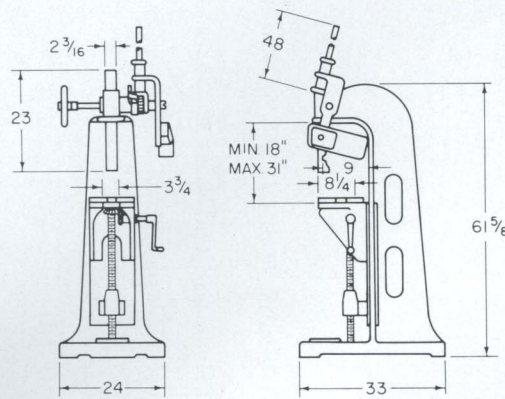
<b>PRESSURE (Tons)</b>	#3 3/4 Ratchet Only .....	5
	#3 3/4-24PW With 24" Pilot Wheel(3-4) (No Ratchet) .....	3
	#3 3/4-36PW With 36" Pilot Wheel(3-4) (No Ratchet) .....	4
<b>LEVERAGE</b>	With Ratchet .....	55:1
	With 24" Pilot Wheel .....	45:1
	With 36" Pilot Wheel .....	50:1
<b>PLATE</b> .. 10 3/8" Dia. x 1 1/8" Thick .. Slots 1 3/8, 2, 2 5/8 and 3"		
<b>SHIPPING WEIGHT (Lbs.)</b>	With Ratchet .....	516
	With 24" Pilot Wheel .....	530
	With 36" Pilot Wheel .....	602
<b>FLOOR STAND</b> .. 28" Height .....		
<b>No. 3 1/2</b>		
<b>FLOOR STAND SHIPPING WEIGHT (Lbs.)</b> .....		
117		

(2) Dimensions given above are rim diameters. Handles protrude past the rims as follows: 7" Pilot Wheel—3"; 12" Pilot Wheel—4 1/4"; 24" Pilot Wheel—4 1/4".  
 (3) Standard press has ratchet type lever. When ordered with 24" or 36" Pilot Wheel, press does not have ratchet attachment.  
 (4) Dimensions given above are rim diameters. Handles protrude past the rims as follows: 7" Pilot Wheel—3"; 12" Pilot Wheel—4 1/4"; 24" Pilot Wheel—4 1/4"; 36" Pilot Wheel—4".

**No. 4**  
**7 TON, ADJUSTABLE**  
**KNEE**



Ram Travel 16"



**PRESSURE**  
(Tons)

#4 With Ratchet	7
#4-24PW With 24" Pilot Wheel(4) (No Ratchet)	3
#4-36PW With 36" Pilot Wheel(4) (No Ratchet)	4

**LEVERAGE**

With Ratchet	60:1
With 24" Pilot Wheel	45:1
With 36" Pilot Wheel	50:1


PLATE .. 10 3/8" Dia. x 1 1/8" Thick .. Slots 1 3/8, 2, 2 5/8 and 3"

**SHIPPING WEIGHT**  
(Lbs.)

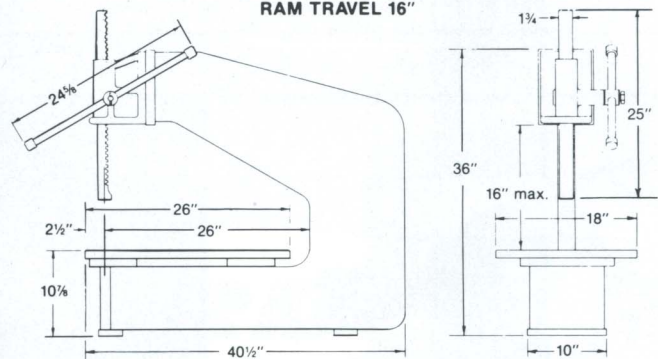
With Ratchet	1183
With 24" Pilot Wheel	1096
With 36" Pilot Wheel	1113

Press includes lead cushion

**No. 3D**  
**3-TON BENCH**



RAM TRAVEL 16"



The Model 3D hand-operated Arbor press features an exceptionally deep throat to accommodate large parts. It is most popular in the electronics industry for pressing in (and out) registration pins for multi-layer printed circuit boards. It is also used for punching chassis panels, enclosures, or other large pieces.

The 3D is available with a ratchet-type drive or a pilot wheel.

**PRESSURE**  
(Tons)

#3D Lever Type	3
#3D Ratchet Type	3
#3D With 12" Pilot Wheel	1 1/2

**LEVERAGE**

Lever Type	45:1
Ratchet Type	55:1
With 12" Pilot Wheel	23:1

**SHIPPING WEIGHT**  
(Lbs.)

Lever Type	580
Ratchet Type	603
With 12" Pilot Wheel	611



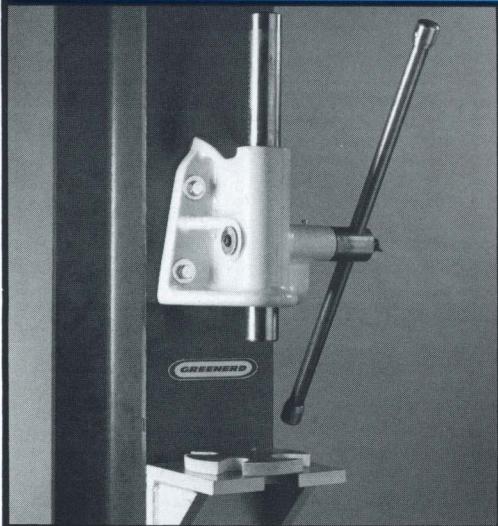
FLOOR STAND ..... 26 1/8" Height ..... No. 3D

FLOOR STAND SHIPPING WEIGHT (Lbs.) ..... 125

**NO. 3CML LEVER TYPE  
3-TON COLUMN MOUNTED**

**NO. 3CMR RATCHET TYPE  
3-TON COLUMN MOUNTED**



**NO. 3CMPW PILOT WHEEL  
3-TON COLUMN MOUNTED**



**COLUMN MOUNTED ARBOR PRESSES**

The new Greenerd column-mounted presses offer unlimited height over the table. The space between the head and the knee can be set to meet any height. Additional mounting holes allow for different heights. The 3CM can be mounted to any substantial column, wall, or even on the side of a machine. Spacer plates can be inserted behind the head and knee for additional throat depth. Ideal for maintenance departments and mobile equipment. Saves bench space. The 3CM series includes the head, knee, plate and a choice of lever, ratchet or pilot-wheel drive.

<b>PRESSURE</b> (Tons)	#3CML Lever Type .....	3
	#3CMR Ratchet Type .....	3
	#3CM-12PW With 12" Pilot Wheel .....	1½
	#3CM-24PW With 24" Pilot Wheel .....	2½
<b>THROAT</b>	To centerline of head .....	5½"
<b>LEVERAGE</b>	Lever Type .....	45:1
	Ratchet Type .....	55:1
	With 12" Pilot Wheel .....	23:1
	With 24" Pilot Wheel .....	37:1
<b>TABLE</b>	8" left to right x 7¼" front to back	
<b>PLATE</b>	6½" Dia. x ¾" Thick .. Slots ¾, 1, 1¼ and 1¾	
<b>SHIPPING WEIGHT</b> (Lbs.)	..... 76	



**Depth Stop**

The new Greenerd Depth Stop clamps securely to the teeth of the rack. It will withstand full pressure. A lockable adjusting screw accurately limits the depth of the ram stroke.



GREENERD PRESS & MACHINE COMPANY, INC.  
41 Crown Street, P.O. Box 886, Nashua, New Hampshire 03061  
(603) 889-4101

Form G-420 Catalog #102 revised 9/85.